

FLANGED STAINLESS STEEL Y STRAINER PN16 DIN 3202-1 F1

Stainless steel Y strainer flanged PN16 for filtration of fluids in chemical and pharmaceutical industries, petrochemical industries, hydraulic installation, compressed air.

Strainer with removable filter and bolted bonnet

Threaded BSP draining cap allowing to install a draining valve.

2 PTFE gaskets for the bonnet and the cap.

Compatible with explosive atmosphere, ATEX Zone 1&21 and Zone 2&22.

Strainer in accordance with the regulation (EC) N° 1935/2004.



Size : DN15 to DN200

Connection : Flanges RF PN10/16

Min Temperature : -20°C

Max Temperature : +200°C

Max Pressure : 16 Bars

Specifications : Removable stainless steel filter

Bolted bonnet with draining cap

PTFE gaskets

ATEX

Materials : Stainless steel EN 1.4408

FLANGED STAINLESS STEEL Y STRAINER PN16 DIN 3202-1 F1

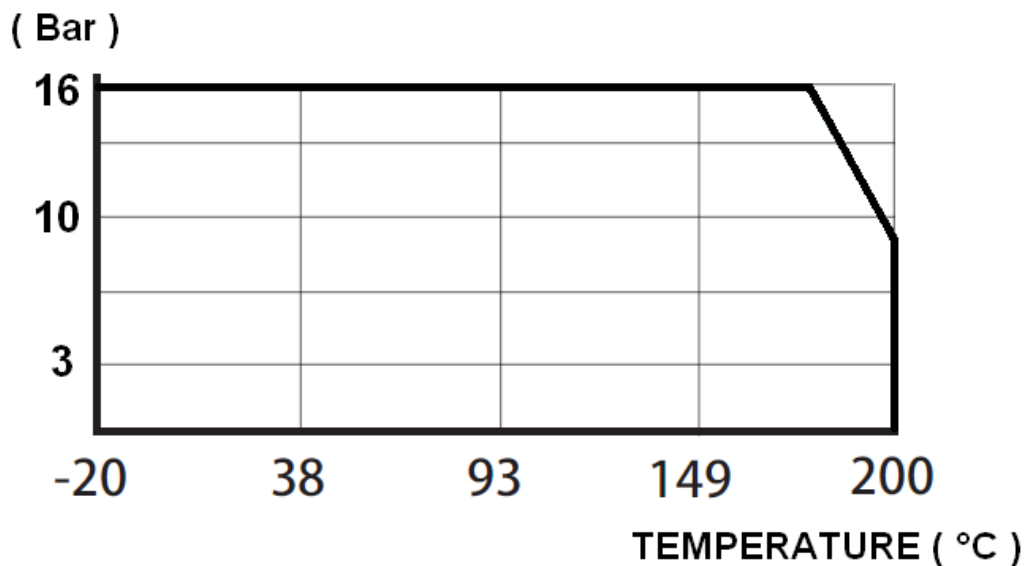
SPECIFICATIONS :

- Removable stainless steel filter
- PN16 Flanges R.F.
- Horizontal or vertical position with descendant fluid (respect the flow direction indicated by the arrow)
- Mesh 8/10° mm (800 μ) up to DN 50 , 10/10° mm from DN 65 to 80 and 30/10° over
- Bolted bonnet with draining cap threaded BSP

USE :

- For Chemical and pharmaceutical industries, petrochemical industries, hydraulic installation, compressed air
- Min Temperature Ts : - 20°C
- Max Temperature Ts :+ 200°C
- Max Pressure Ps : 16 bars (see graph)

PRESSURE / TEMPERATURE GRAPH (STEAM EXCLUDED) :



FLOW COEFFICIENT Kv (M3 / h) :

DN	15	20	25	32	40	50	65	80	100	125	150	200
Kv (m3/h)	2.59	6.05	12.1	17.3	27.7	56.2	85.5	138.4	259.5	415.1	605.4	882.3

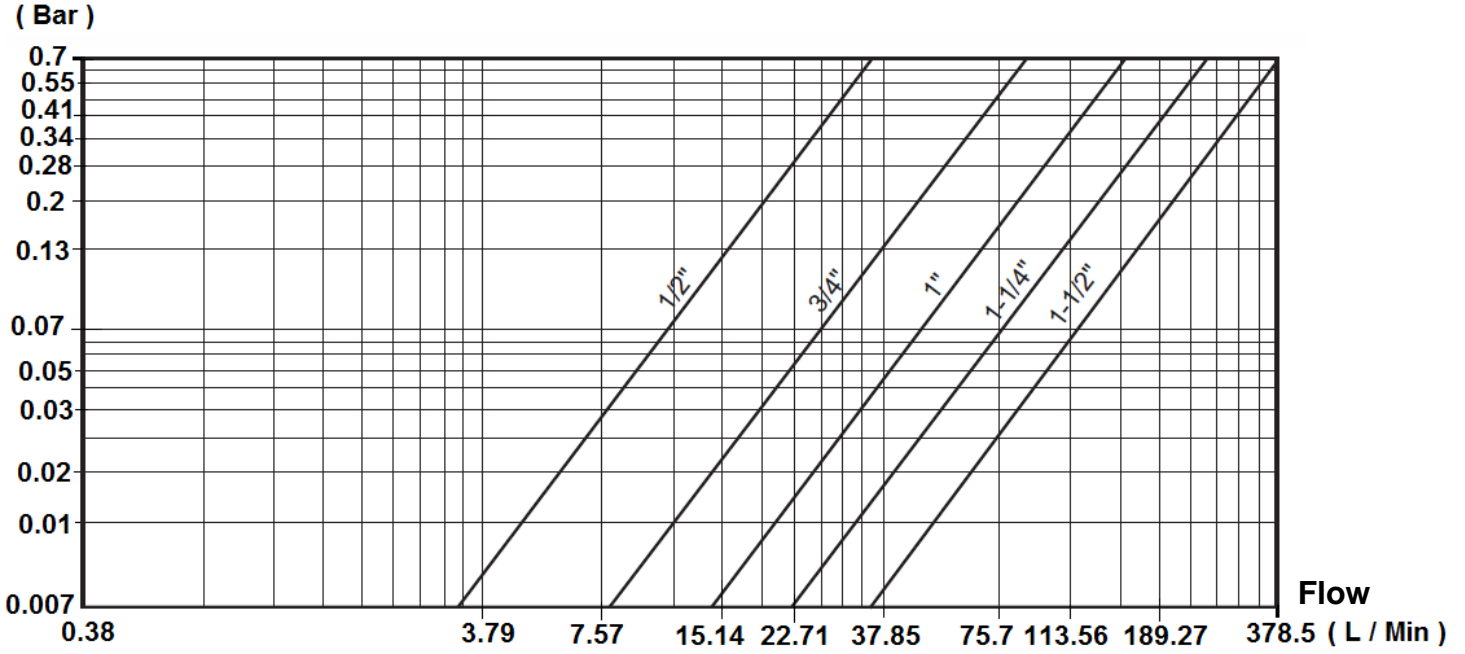
RANGE :

- PN10/16 Flanges R.F. from DN 15 to DN 150 and PN16 for DN200 **Ref.240**

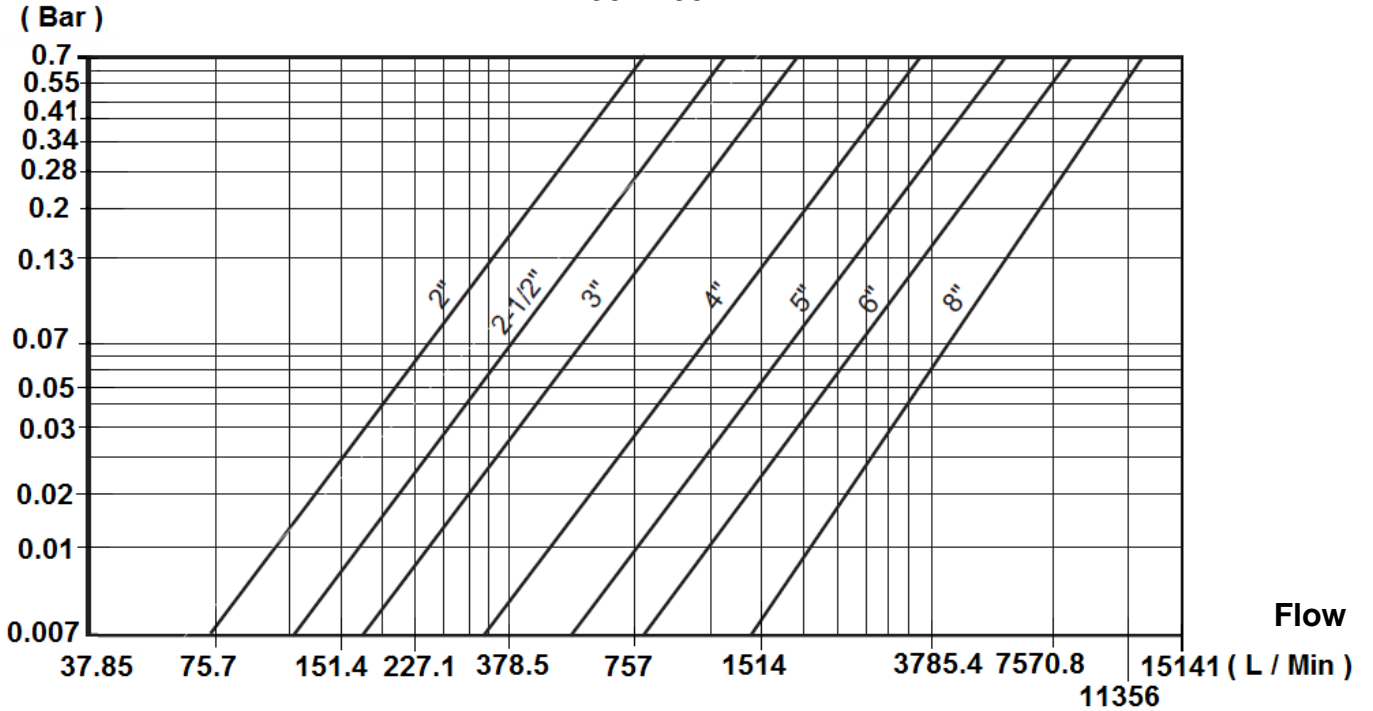
FLANGED STAINLESS STEEL Y STRAINER PN16 DIN 3202-1 F1

HEAD LOSS GRAPH :

DN 15 - 40

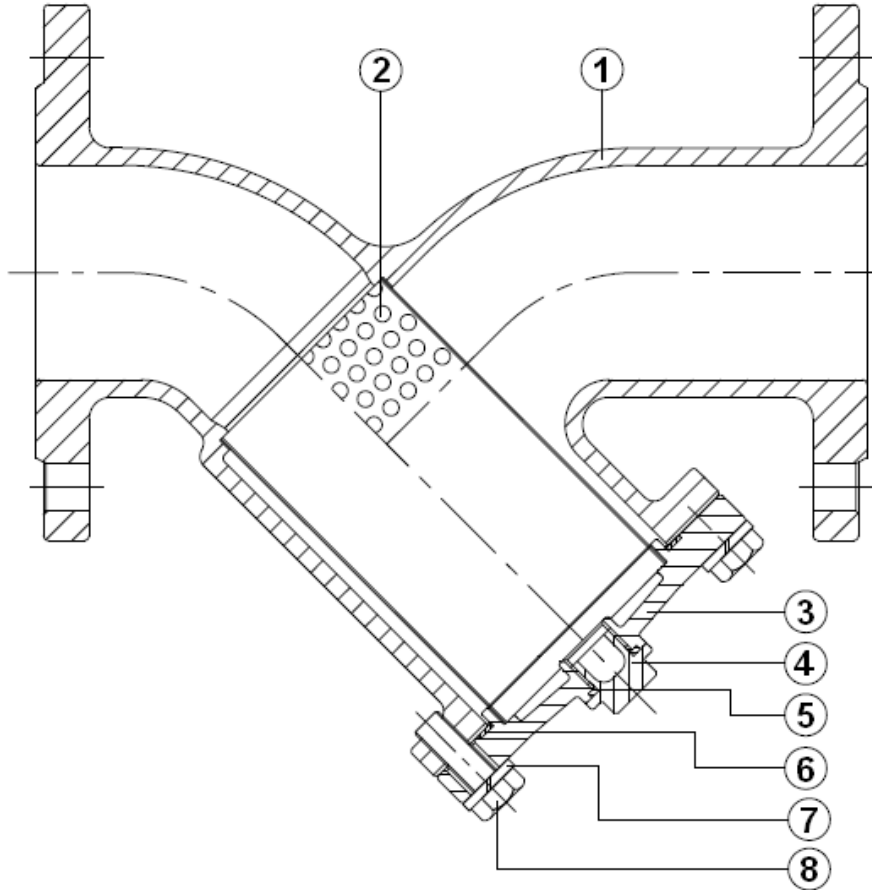


DN 50 - 200



FLANGED STAINLESS STEEL Y STRAINER PN16 DIN 3202-1 F1

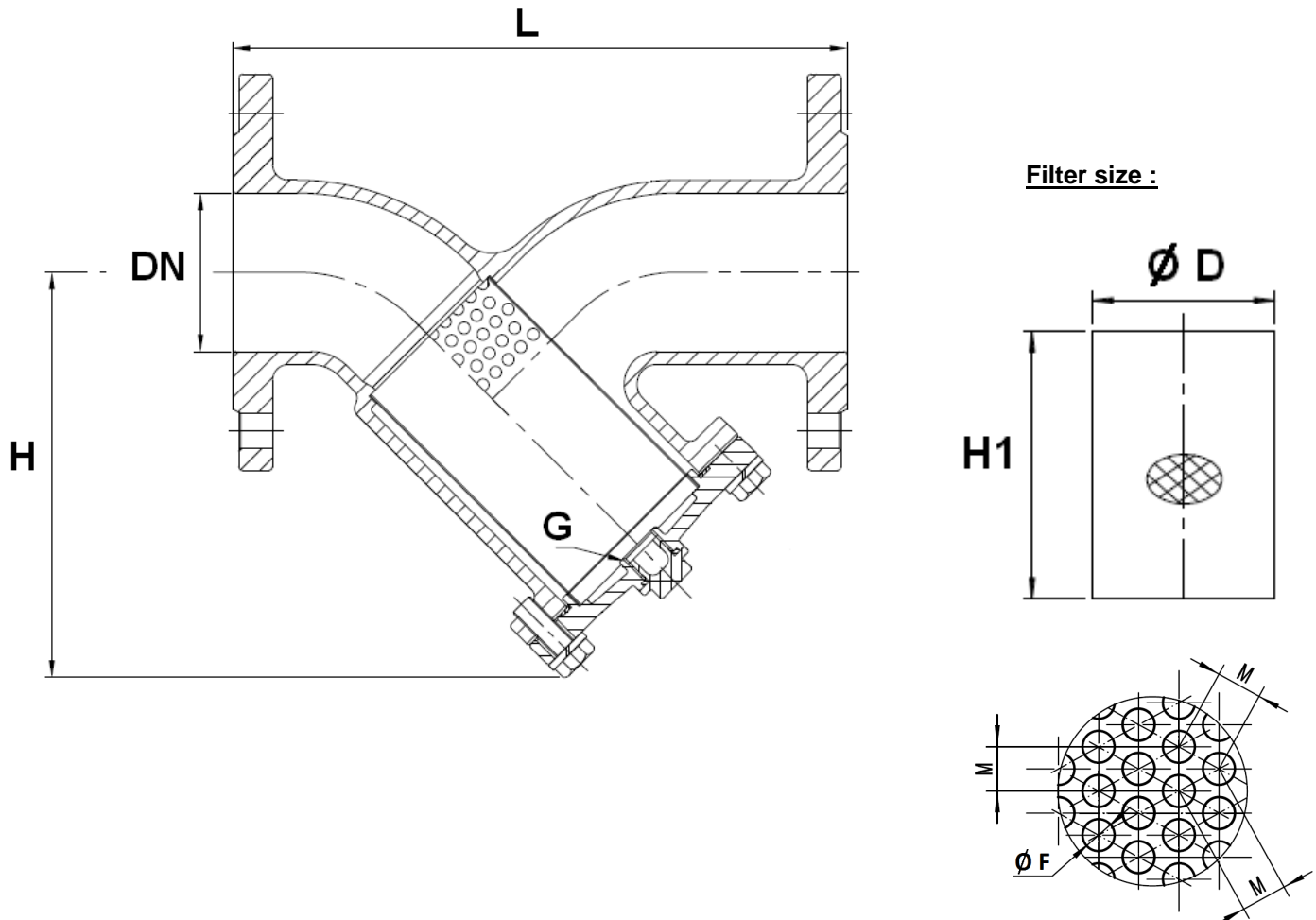
MATERIALS :



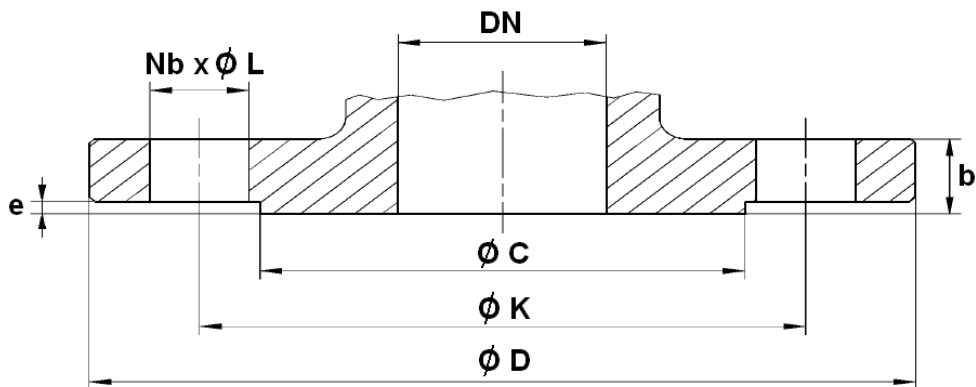
Item	Designation	Materials
1	Body	EN 1.4408
2	Filter	AISI 304
3	Bonnet	EN 1.4408
4	Draining cap	
5	Gasket	PTFE
6	Bonnet gasket	PTFE
7	Washer	AISI 304
8	Screw	

FLANGED STAINLESS STEEL Y STRAINER PN16 DIN 3202-1 F1

SIZE (in mm) :



DN	15	20	25	32	40	50	65	80	100	125	150	200
L	130	150	160	180	200	230	290	310	350	400	480	600
H	85	85	112	114	132	150	185	200	232	274	328	410
G (drain)	1/2"	1/2"	1/2"	1/2"	1/2"	1/2"	1/2"	1/2"	3/4"	3/4"	3/4"	3/4"
Ø D	18	23	29	40	43	54	68	84	103	130	154	208
H1	57	55	88	82	100	103	135	150	159	220	250	300
Mesh (Ø F)	0.8						1		3			
M	1.8						2		4			
Weight (Kg)	2	2.7	3.5	5	6.1	8.1	12.3	15.5	22	30	45.1	77.1
Ref.	240015	240020	240025	240032	240040	240050	240065	240080	240100	240125	240150	240200

FLANGED STAINLESS STEEL Y STRAINER PN16 DIN 3202-1 F1
PN16 FLANGES SIZE (in mm) :


DN	15	20	25	32	40	50	65	80	100	125	150	200
Ø C	45	58	68	78	88	102	122	138	158	188	212	268
Ø D	95	105	115	140	150	165	185	200	220	250	285	340
Ø K	65	75	85	100	110	125	145	160	180	210	240	295
Nb x Ø L	4 x 14	4 x 14	4 x 14	4 x 18	4 x 18	4 x 18	4 x 18	8 x 18	8 x 18	8 x 18	8 x 22	12 x 22
b	14	16	16	16	16	18	18	20	20	22	22	24
e	2	2	2	2	3	3	3	3	3	3	3	3

FLANGED STAINLESS STEEL Y STRAINER PN16 DIN 3202-1 F1

STANDARDS :

- Fabrication according to ISO 9001 : 2015
- DIRECTIVE 2014/68/EU : CE N° 0035
Risk category III Module H
- Certificate 3.1 on request
- Construction according to EN 12516-1
- Pressure tests according to API 598, table 6
- Length according to EN 558 series1 (DIN 3202-1 F1 – NF 29354)
- PN16 Flanges R.F. according to EN 1092-1
- ATEX Group II Category 2 G/2D Zone 1 & 21 Zone 2 & 22 (**optional marking**)
- Strainer in accordance with the regulation (EC) N° 1935-2004 on request

INSTALLATION POSITIONS :

Vertical position (descendand fluid)



Horizontal position



ADVICE : Our opinion and our advice are not guaranteed and Lauridsen Group shall not be liable for the consequences of damages. The customer must check the right choice of the products with the real service conditions.