

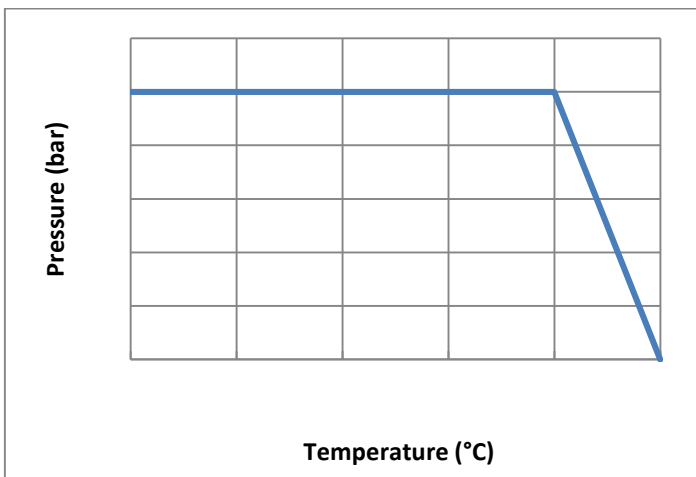
LEVEL GAUGE WITH VALVE L 135

MAIN CHARACTERISTICS

AVAILABLE MODELS

LIMITS OF USE

PS fluid :	
TS fluid :	



REGULATIONS AND STANDARD OF CONSTRUCTION

ITEM	Standard

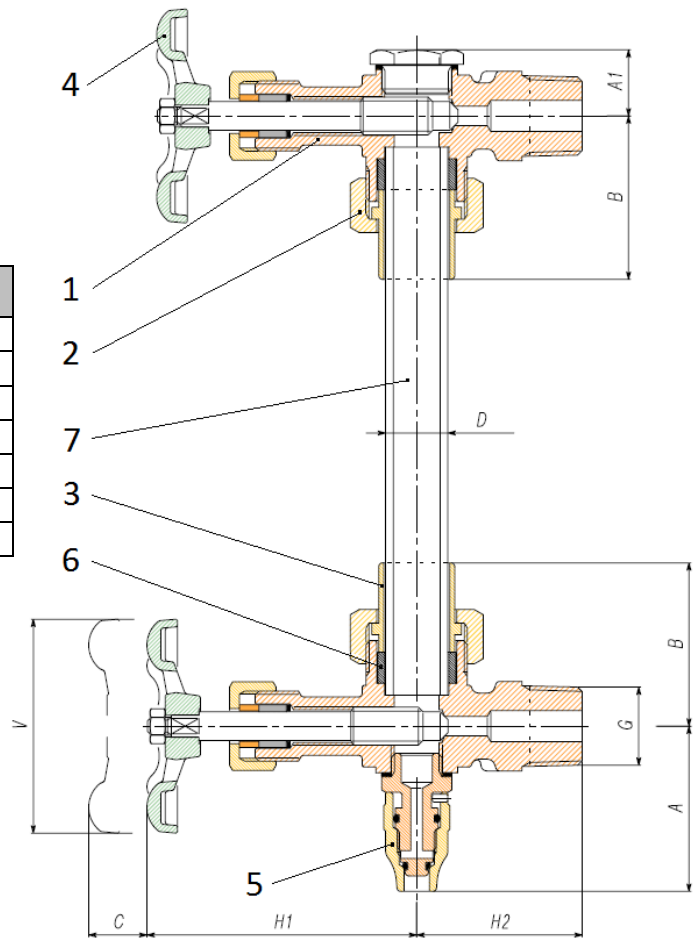
LEVEL GAUGE WITH VALVE L 135

DIMENSIONS (mm) AND CONNECTIONS


CONNECTIONS	∅ Tube	A	A1	B	H1	H2	C	V	Weight (Kg).

CONSTRUCTION

N°	Item	Qty	Material
1			
2			
3			
4			
5			
6			
7			





CALCULATION OF THE LENGH OF THE TUBE




LEVEL GAUGE WITH VALVE L 135

OPTIONS

Protection tube in brass U 2319		
∅ Tube (mm)	Code	
10		
13		
16		
18		
20		

	T154 : Plastic tube PMMA	2314 : Tube pirex glass	
∅ Tube (mm)	Code	Code	
10			
13			
16			
18			
20			

Intermediate connection 151			
∅ Tube (mm)	Fixation	Code	
13	G 1/2" M		
16	G 1/2" M		
18	G 3/4" M		
20	G 3/4" M		

MOUNTING

USE



LEVEL GAUGE WITH VALVE L 135

MAINTENANCE

SPARE PARTS

Silicone washer for level gauge L135	
Ø Tube (mm)	Code

