

STAINLESS STEEL WAFER SWING CHECK VALVE FKM

Wafer stainless steel swing check valve for chemical and pharmaceutical industries, petrochemical industries and hydraulic installation.

Stainless steel body and disc with FKM seat.

Wafer type with short length and with a removable hoisting eye for easy installation.



Size : DN 40 to 600

Connection : Between flanges PN10/16 according to DN Class 150 (PN20) from DN100 to 400

Min Temperature : -10°C

Max Temperature : +180°C

Max Pressure : 16 Bars up to DN200, 10 bars over

Specifications : FKM seat

Horizontal or vertical position with ascendant fluid

Wafer type

Removable hoisting eye

Weak headloss

Materials : Stainless steel AISI 316

STAINLESS STEEL WAFER SWING CHECK VALVE FKM

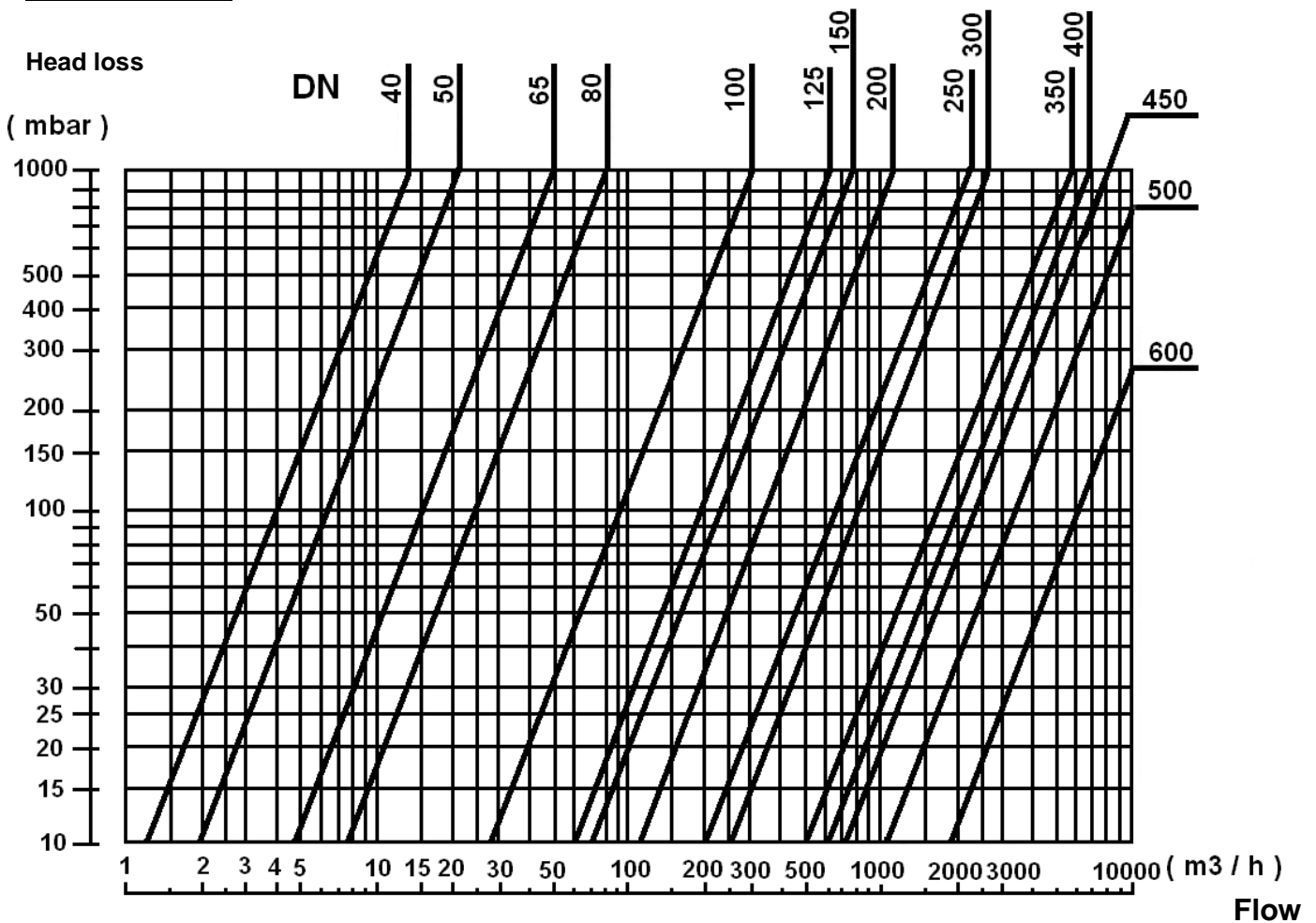
SPECIFICATIONS :

- Wafer swing check valve
- Vertical position with ascendant fluid or horizontal position (respect the flow direction indicated by the arrow)
- Between flanges PN10/16 up to DN150, PN16 over and Class 150 (PN20) from DN100 to 400
- With removable hoisting eye
- Short length
- Economical solution
- Monobloc disc and stem for a better mechanical strength
- Integrated body gasket

USE :

- Chemical and pharmaceutical industries, petrochemical industries, hydraulic installation
- Min and max Temperature Ts : - 10°C to + 180°C
- Max Pressure Ps : 16 bars up to DN 200 included and 10 bars over
- **Do not use with pulsatory speed**
- **Max Speed : 3 M. / Sec.**

HEAD LOSS GRAPH :

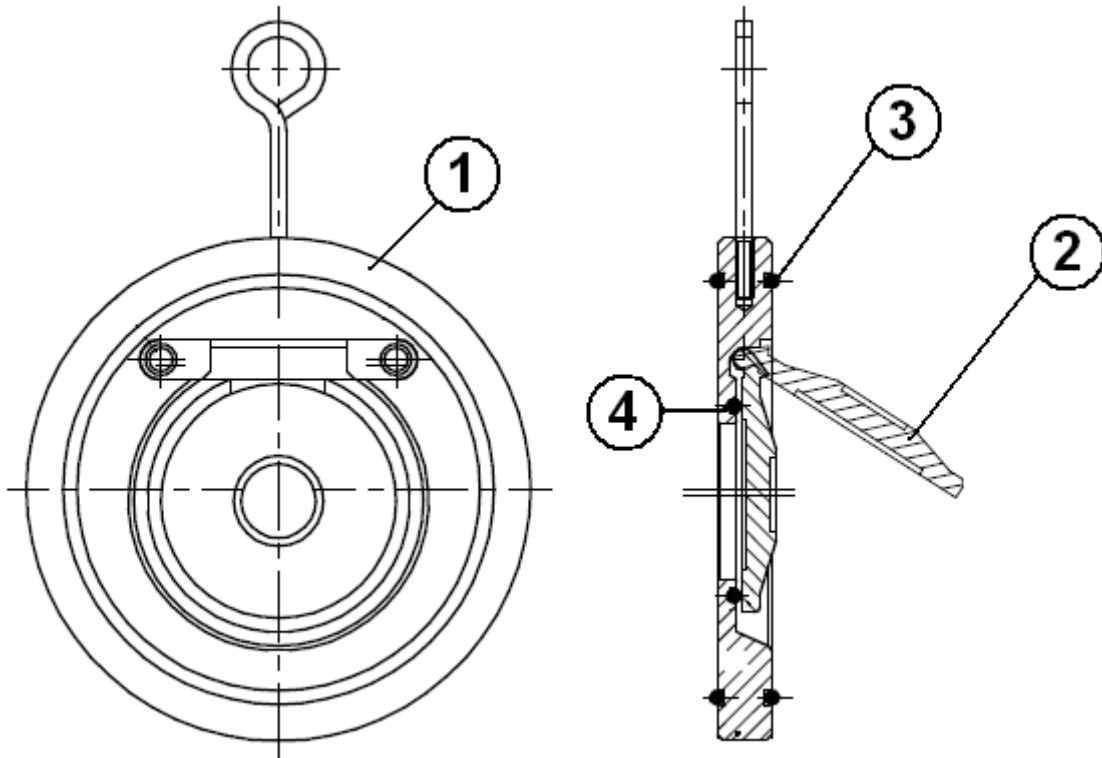


STAINLESS STEEL WAFER SWING CHECK VALVE FKM

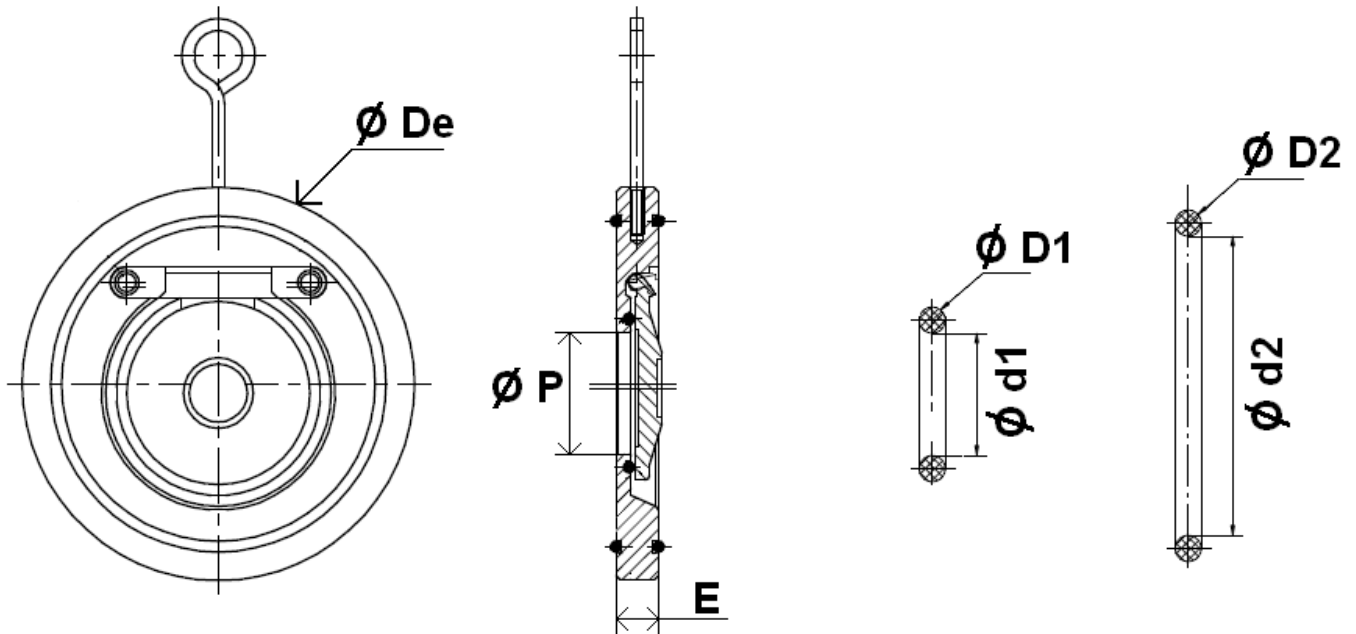
CONNECTION :

- Stainless steel body with FKM gasket between flanges PN10/16 up to DN150, PN16 over **Ref. 365** DN40 to DN 600
- Stainless steel body with FKM gasket between flanges PN10 **Ref. 365401 and 365451** DN400 to DN 450
- Between flanges Class 150 PN20 possible from DN100 to 400

MATERIALS :



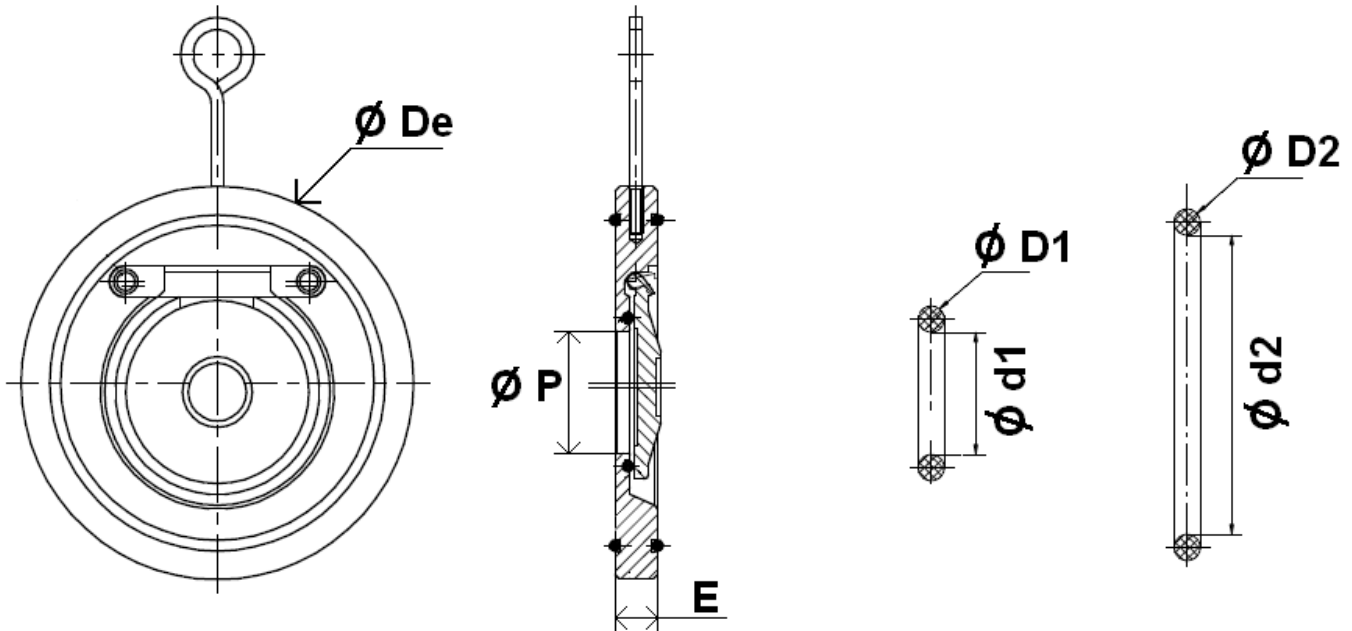
Item	Designation	Materials
1	Body	AISI 316
2	Disc	
3	Seat	FKM
4	Gasket	FKM

STAINLESS STEEL WAFER SWING CHECK VALVE FKM
SIZE (in mm) :


DN	40	50	65	80	100	125	150	200	250	300	350	400	450	500	600
E	14	14	14	14	18	18	20	22	26	32	38	44	50	56	62
Ø De	94	109	129	144	164	194	220	275	331	386	446	497	557	619	736
Ø P	22	32	40	54	70	92	112	154	192	227	270	315	358	410	490
Ø d2	73.5	84.5	104.5	112.5	140.5	164.5	193.5	249.5	295.5	314.5	387	437	488	536	632
Ø D2	3.5	3.5	3.7	3.7	3.7	3.5	3.7	3.7	3.5	6	8	8	8	8	8
Ø d1	26.5	36.5	49.5	62	76.5	97.5	118.5	163.5	202.5	242	285	330	377	428	512
Ø D1	2.35	2.35	2.7	2.7	3.7	3.5	3.5	3.5	3.5	6	8	8	8	8	8
Weight (in Kg)	0.68	0.9	1.27	1.53	2.47	3.42	4.8	8.7	14.03	25.1	31.5	47	70	96	135

STAINLESS STEEL WAFER SWING CHECK VALVE FKM

SIZE BETWEEN PN10 FLANGES TYPES (in mm) :



DN	400	450
E	44	50
Ø De	491	541
Ø P	315	358
Ø d2	437	488
Ø D2	8	8
Ø d1	330	377
Ø D1	8	8
Weight (in Kg)	47	70
Ref.	365401	365451

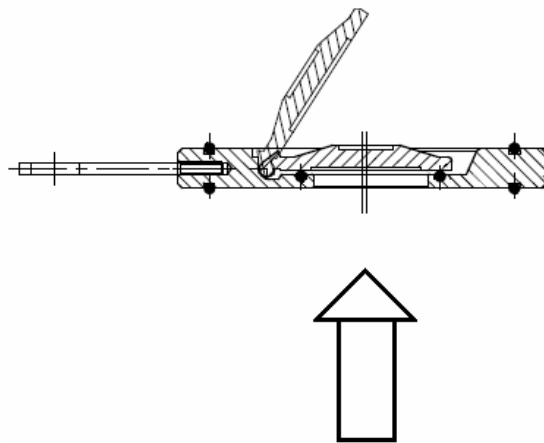
STAINLESS STEEL WAFER SWING CHECK VALVE FKM

STANDARDS :

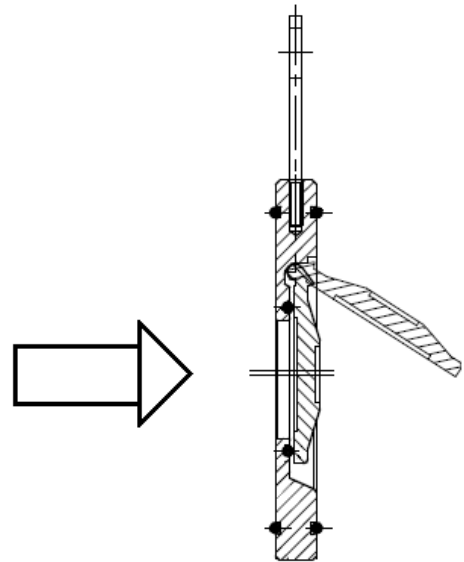
- Fabrication according to ISO 9001: 2015
- Designing according to API 594
- Pressure tests according to API 598, table 6
- DIRECTIVE 2014/68/EU : CE N° 0035 Risk category III module
- Certificate 3.1 on request
- Length according to EN 558 series 97 (NF 29377)
- Between flanges according to EN 1092-1 PN10/16

INSTALLATION POSITIONS :

Vertical position (ascendant fluid)



Horizontal position



ADVICE : Our opinion and our advice are not guaranteed and Lauridsen group shall not be liable for the consequences of damages. The customer must check the right choice of the products with the real service conditions.