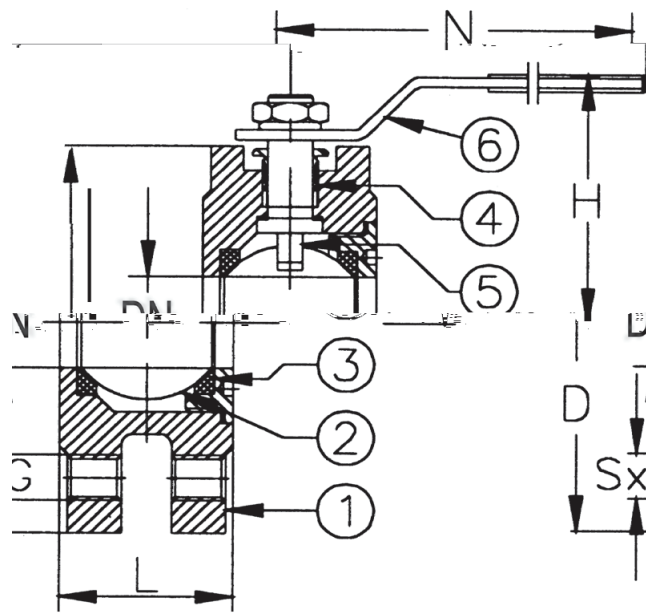




Ball Valve PN 16 Wafer Straight GG25

Model/Ref: 446152

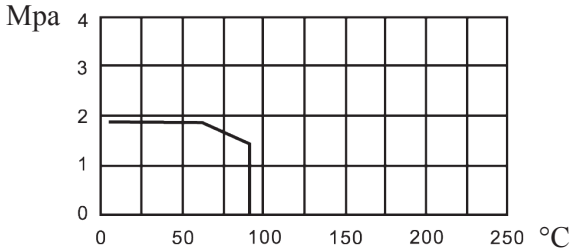
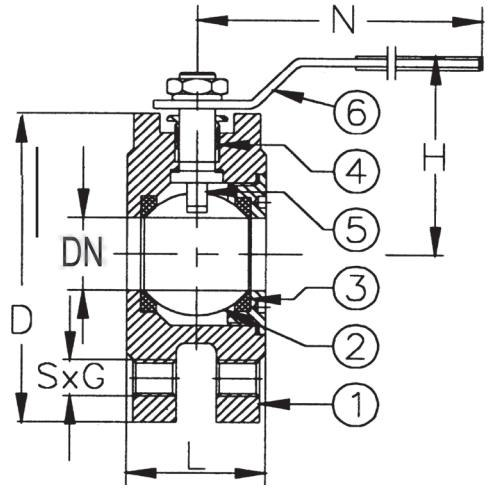


*Partnership.
Without Limits.*

www.lauridsenindustri.com

Ball Valve PN 16 Wafer Straight GG25

No	Part	Material
1	Body	Cast iron GG25
2	Ball	Hardchromed brass
3	Seating	PTFE
4	Stem packing	NBR
5	Stem	Brass
6	Lever	Cast iron Fe360C
7		
8		
9		
10		


Variants:

Seating Carbon filled PTFE

Other dimensions/materials on request

DN	D	SxG	L	H	Max working-pressure		Weight Kg
					acc. to above chart		
20	105	4xM12	40	82			1,7
25	115	4xM12	50	92			2,2
32	140	4xM16	55	104			3,5
40	150	4xM16	65	115			4,5
50	165	4xM16	80	120			5,5
65	185	4xM16	100	128			7,2
80	200	4xM16	120	150			10,5
100	220	4xM16	130	160			12,0